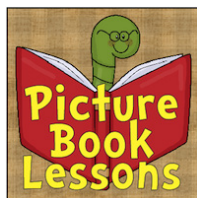



Summarizing Hokey Pokey Poster and Graphic Organizers



By Rachel Friedrich at Picture Book Lessons
<http://picturebooklessons.blogspot.com/>

How to Use These Lessons

Summarizing is an integral strategy in demonstrating reading comprehension at every grade level. In this packet you will find a song to help students remember how to summarize and several graphic organizers to utilize different summarization strategies.

This packet includes:

- A Summarizing Hokey Pokey Song Poster
- BME Graphic Organizer
- SWBST Graphic Organizer
- Story Map Graphic Organizer
- Book Advertisement Graphic Organizer
- 5 W's Graphic Organizer

Credits

Clip art by Scrappin Doodles
<http://www.scrappindoodles.com/>

Frames by the 3AM Teacher
<http://the3amteacher.blogspot.com/>

Summarizing Hokey Pokey

(sung to the tune of the Hokey Pokey)

You put the big ideas in.


You take the extras out.

You put the essentials in,
And you cross the repeats out.

You do some summarizing,
And write the paragraph now.

That's what it's all about!

Summarizing!



Name _____

BME

Title: _____

Beginning

Middle

End

Summary




Name _____

SWBST

Title: _____


Somebody



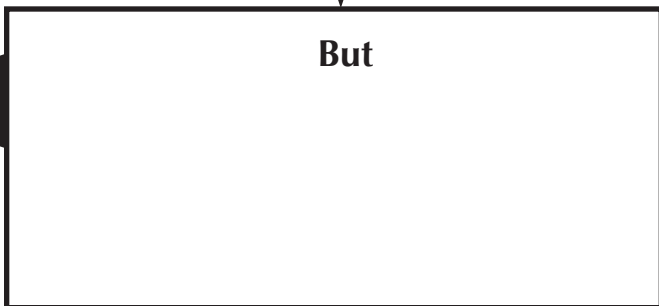
Wanted





So




But



Then



Summary

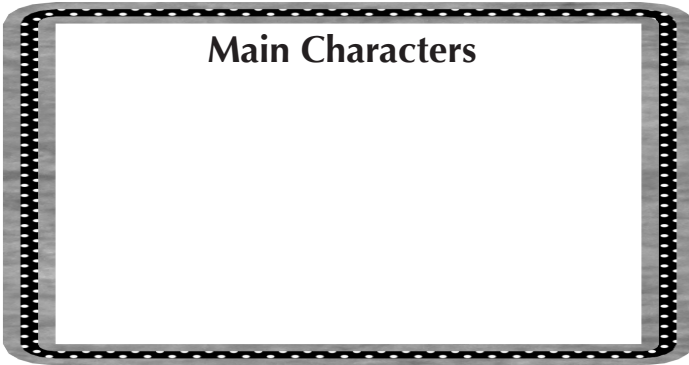


Name _____

Story Map

Title: _____

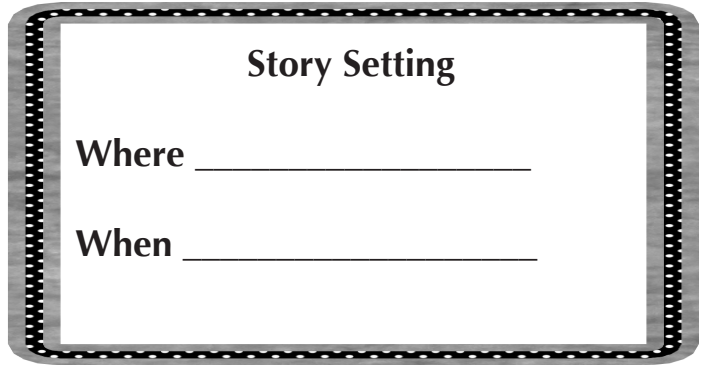
Main Characters



Story Setting

Where _____

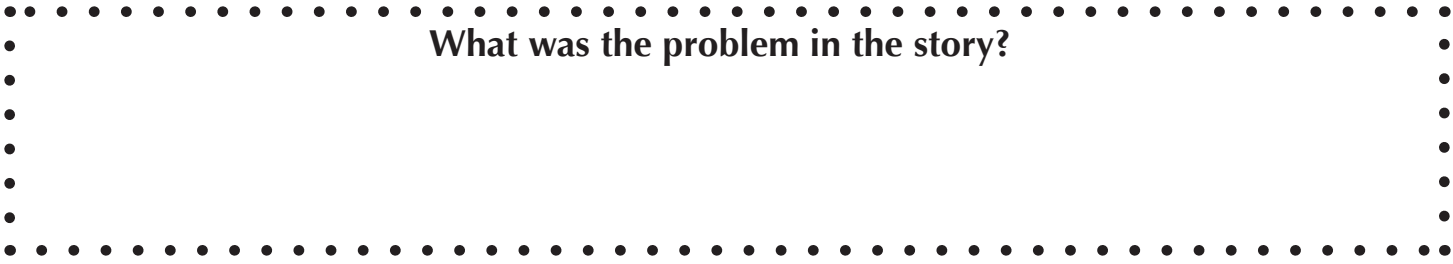
When _____




.....

What was the problem in the story?


.....




First



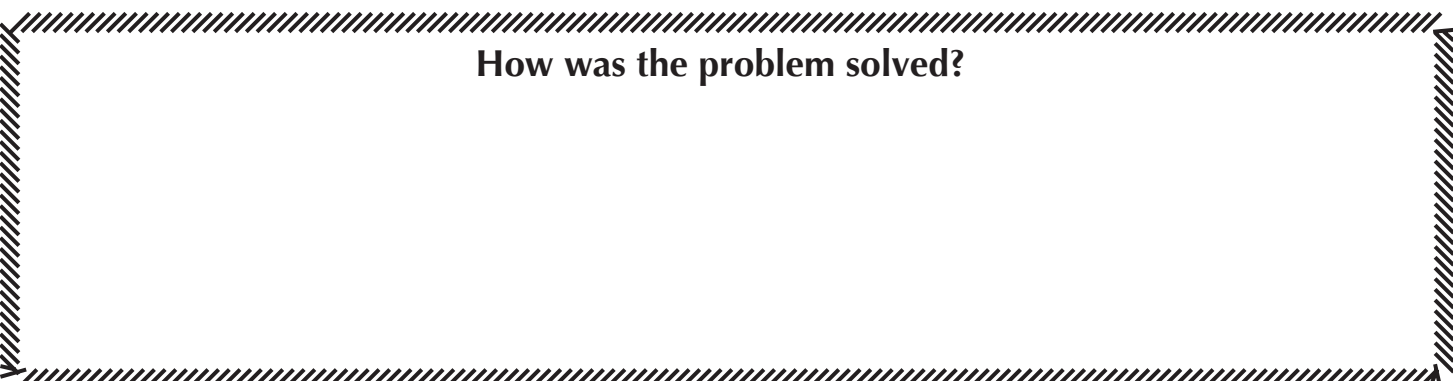
Next



Last



=====
How was the problem solved?
=====



Name _____

Book Advertisement

Title _____

You must read this book because it's all about



Name _____

5 W's + H

Title: _____

Who

What

When

Where

Why

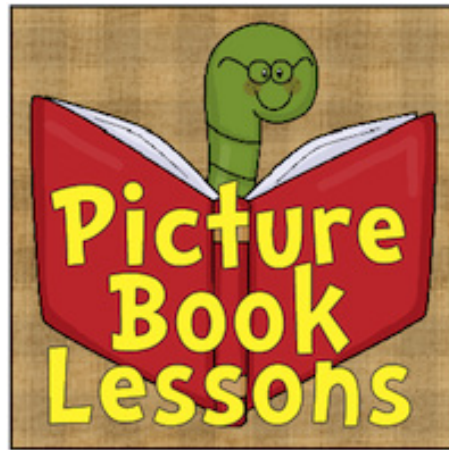
How

Summary



**Thank you for your
interest in my products!**

I hope you find them useful.



**Look for more picture book
teaching tips and freebies at:**

- **Picture Book Lessons Blog**

<http://picturebooklessons.blogspot.com/>

- **Picture Book Lessons on Facebook**

<http://www.facebook.com/PictureBookLessons>

- **Picture Book Lessons on Pinterest**

<http://pinterest.com/rachelfriedrich/>

© 2012 Rachel Friedrich at Picture Book Lessons

<http://picturebooklessons.blogspot.com/>